



Kathryn Boin and Rebecca Lever
Transition and Orientation Programs

‘You are Here’

The Continuum of Student Engagement as
a tool for coordinating transition



- Background and motivating factors
 - The Melbourne Model
 - Student feedback
- The Student Continuum
 - Communication with staff
 - Communication with students
 - Key events
 - Challenges, difficulties and future plans





- Everything is new and different
 - Courses and curriculum
 - Facilities (Student Centres)
 - Student services and advising
 - Student expectations
-



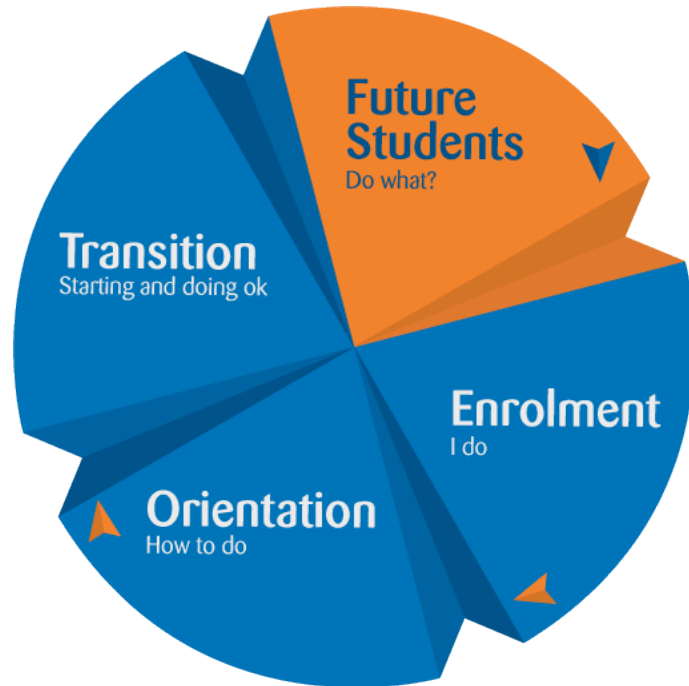
- Student feedback
- Staff confusion

“Some of the information sessions seemed rather pointless as everything was repeated for a lot of subjects or could be found on the internet and then was heard again early in week 1.”

“Too much of the introductory stuff was too general and most of the people said the same things.”

“My subject welcomes were highly disappointing. They simply covered in the same detail what had already been discussed on Open Day and enrolment. I was hoping for a bit more specific info.”

STAGE SLOGAN SUB-STAGE	FUTURE STUDENTS: DO WHAT?	ENROLMENT I DO.			ORIENTATION HOW TO DO? WEEK 0	TRANSITION STARTING AND DOING OKAY	
		OFFER	ADMINISTRATIVE ENROLMENT	ACADEMIC ENROLMENT		WEEK 1	TRANSITION
Questions	<i>Do you want to go to uni? What do you want to do?</i>	<i>Do you want to accept your offer?</i>	<i>I do want to accept my offer. How do I accept my offer?</i>	<i>How do I know what subjects to do?</i>	<i>How do I study at uni? How do I meet people? How do I find my way around?</i>	<i>Starting to do uni.</i>	<i>Am I doing okay?</i>
OVERVIEW	Think about going to uni Discover what to study at Melbourne. Consider where study can take you	Congratulations We ask you to join our community of scholars	Accept your offer Complete important administrative steps	Get student advice Meet teaching and support staff Obtain quality subject information Enrol in subjects	Take a look around Meet your peers Find out how and where you will learn Check out resources and activities	Attend classes Get involved Get connected	Know where to get help Submit assessment Make friends
METHOD	Open Day, web, school visits, schools programs, transition activities	Post/SMS/ Online	Online	Academic Advice Day on campus Online: handbook	Week 0 on campus	Week 1 on campus	Ongoing (6 weeks on)



Questions:

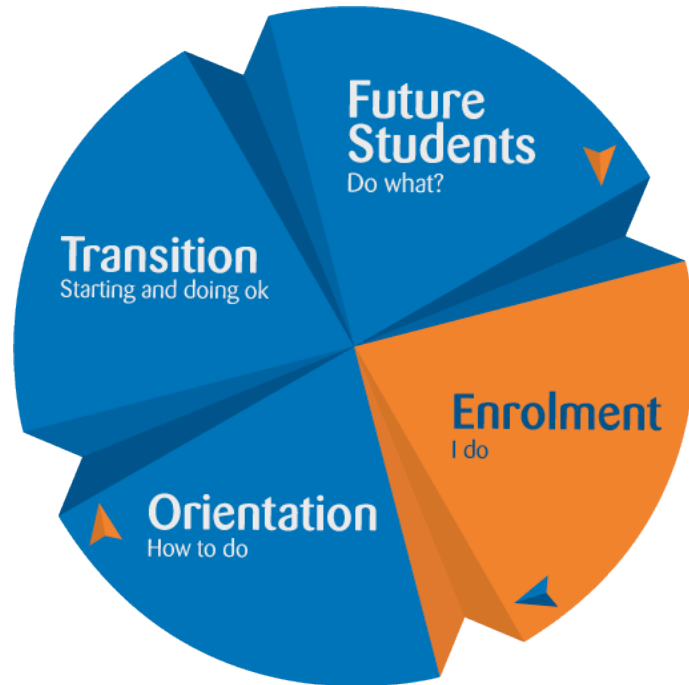
- Do you want to go to uni?
- What do you want to do?

Overview:

- Think about going to uni
- Discover what to study at Melbourne
- Consider where study can take you

Method:

- Open Day
 - Web resources
 - School visits/programs
 - Transition activities
-



Sub-stages:

- Offer
- **Administrative enrolment**
- Academic enrolment

Questions:

- Do you want to accept your offer?
- **How do I accept my offer?**
- How do I know what subjects to do?

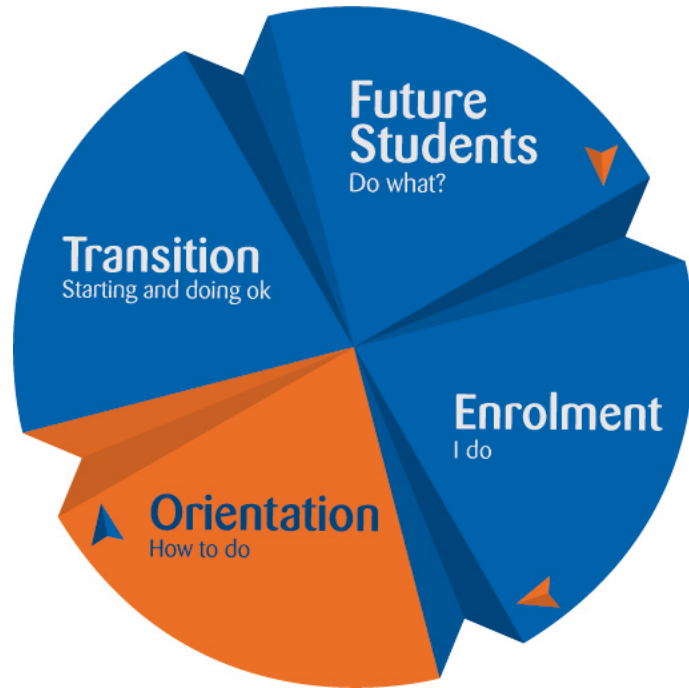
Overview:

- Congratulations! We ask you to join our community of scholars.
- **Accept your offer. Complete important administrative steps.**
- Meet teaching and support staff and get subject information. Enrol in subjects.

Method: Post/SMS/Online

Online

Academic Advice Day



Questions:

- How do I study at uni?
- How do I meet people?
- How do I find my way around?

Overview:

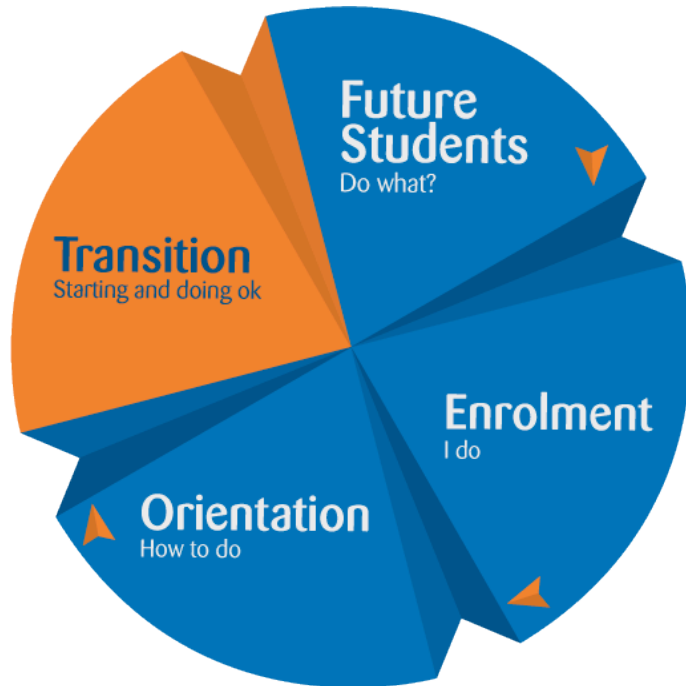
- Take a look around
- Meet your peers
- Find out how and where you will learn
- Check out resources and activities

Method:

- Week 0
-



Stage 4: Transition



Sub-stage:

- Week 1
- Transition

Overview:

- Attend classes. Get involved. Get connected.
- Know where to get help. Submit assessment. Make friends.

Method:

- Week 1
- Ongoing



- Presentation of Orientation Review
 - Expanded role of Orientation Committee
 - Memos from senior executive
 - Student adviser training

 - Staff resources
 - Information session templates
-



- Transition and Orientation website
- Use of logo and messages about Orientation earlier
- Orientation as 'compulsory'
- International students





- Very high attendance at AAD and Orientation
- Positive student and staff feedback

“Before Academic Advice Day, I didn't know what each course offered, or the contact hours/assessment for each. By going to AAD, and attending the sessions, I gained a better understanding of the courses I was interested in taking and felt less stressed about the large decision of picking courses.”

“Orientation gave me a fantastic insight into life as a uni student and also highlighted how different it is to school, in terms of the work and the structure of classes and the way of assessment. It really made the transition to uni more enjoyable and less scary.”



- Executive support for continued funding and structure
- Improved liaison between different departments
- Increased use of T&O web as a central tool and source of information





- Faculty buy-in and ownership of events within the continuum – particularly academic staff
 - Communication within faculties at time of change
 - Finding out who was responsible for each stage
-



- Consolidation of initiatives:
 - Development of templates and working on repetitive messages
 - Using student feedback
 - Improved communication between and within faculties
 - Staying on the senior exec agenda
 - Keeping up to date with uni-wide developments
-



Contacts and resources:

www.services.unimelb.edu.au/transition

Click on:

Staff → University Staff → Orientation



Transition AND
Orientation